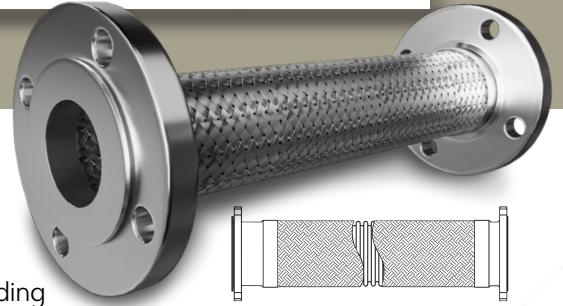


Metal FLEX HOSES



Austin Hose offers a Stainless Steel Braided Hose that is a durable and versatile solution for multiple applications. It features a flexible stainless annular core reinforced with double layers of stainless steel braiding, providing strength and higher-pressure ratings, while at the same time still providing extreme flexibility. This hose is widely used in industries like oil rigs, gas plants, chemical processing, and terminal offloading, thanks to its ability to handle demanding environments and its corrosion resistance.

- ▶ **TUBE:** 316 Corrugated Stainless Steel
- ▶ **REINFORCEMENT:** 304 Stainless Double Braid
- ▶ **ENDS:** Multiple End Configurations Available in Carbon and Stainless Steel
- ▶ **TEMPERATURE:** -450°F to +1200°F

***Please Note: The working pressure of any hose is determined by the weakest component in the assembly. Most RF150 flanges are rated at a working pressure of 275 PSI, which restricts the working pressure for 1" to 4" hoses to that of the flange. For sizes 6" to 12", the working pressure is determined by the hose itself.*







Part Number	I.D. (inch)	O.D. (inch)	Working Pressure (PSI) @ 70°F	Burst Pressure (PSI) @ 70°F	Bend Radius (inch)		Lbs.
					dynamic	static	
PA-1-SS-DB-FL150-FLX150-10FT	1"	1.35"	275 PSI	1,100 PSI	10.24"	3.35"	10 lbs
PA-1-SS-DB-FL150-FLX150-20FT	1"	1.35"	275 PSI	1,100 PSI	10.24"	3.35"	17 lbs
PA-2-SS-DB-FL150-FLX150-10FT	2"	2.46"	275 PSI	1,100 PSI	10.75"	6.3"	24 lbs
PA-2-SS-DB-FL150-FLX150-20FT	2"	2.46"	275 PSI	1,100 PSI	10.75"	6.3"	39 lbs
PA-3-SS-DB-FL150-FLX150-10FT	3"	3.82"	275 PSI	1,100 PSI	25.98"	9.45"	40 lbs
PA-3-SS-DB-FL150-FLX150-20FT	3"	3.82"	275 PSI	1,100 PSI	25.98"	9.45"	71 lbs
PA-4-SS-DB-FL150-FLX150-10FT	4"	4.59"	275 PSI	1,100 PSI	29.53"	11.42"	55 lbs
PA-4-SS-DB-FL150-FLX150-20FT	4"	4.59"	275 PSI	1,100 PSI	29.53"	11.42"	90 lbs
PA-6-SS-DB-FL150-FLX150-10FT	6"	7.2"	217 PSI	236 PSI	49.21"	15.75"	84 lbs
PA-6-SS-DB-FL150-FLX150-20FT	6"	7.2"	217 PSI	236 PSI	49.21"	15.75"	158 lbs
PA-8-SS-DB-FL150-FLX150-10FT	8"	9.33"	175 PSI	261 PSI	62.99"	20.47"	140 lbs
PA-8-SS-DB-FL150-FLX150-20FT	8"	9.33"	175 PSI	261 PSI	62.99"	20.47"	260 lbs
PA-10-SS-DB-FL150-FLX150-10FT	10"	12.44"	163 PSI	243 PSI	24.4"	51.2"	290 lbs
PA-10-SS-DB-FL150-FLX150-20FT	10"	12.44"	163 PSI	243 PSI	24.4"	51.2"	490 lbs
PA-12-SS-DB-FL150-FLX150-10FT	12"	14.45"	130 PSI	195 PSI	28.3"	61"	376 lbs
PA-12-SS-DB-FL150-FLX150-20FT	12"	14.45"	130 PSI	195 PSI	28.3"	61"	627 lbs

Metal CUSTOM MADE FLEX HOSES

With expert welding teams in Dallas and Amarillo who specialize in custom solutions, just provide your hose requirements, and we'll tailor a solution for you!









- ▶ **TUBE:** 316 Corrugated Stainless Steel
- ▶ **REINFORCEMENT:** 304 Stainless Steel Single or Double Braid
- ▶ **ENDS:** Multiple End Configurations Available in Carbon and Stainless Steel
- ▶ **TEMPERATURE:** -450°F to +1200°F

 Braid Layers	 I.D. (inch)	 O.D. (inch)	 Working Pressure (PSI) @ 70°F	 Bend Radius (inch)		 Lbs./FT
				static	dynamic	
0	1/4"	0.38"	114 PSI	1.1"	3.35"	0.051 lbs
1		0.43"	2361 PSI			0.101 lbs
2		0.47"	3778 PSI			0.161 lbs
0	3/8"	0.48"	114 PSI	1.26"	4.92"	0.058 lbs
1		0.53"	1679 PSI			0.114 lbs
2		0.58"	2686 PSI			0.177 lbs
0	1/2"	0.66"	100 PSI	1.77"	5.51"	0.079 lbs
1		0.72"	1225 PSI			0.179 lbs
2		0.78"	1960 PSI			0.292 lbs
0	3/4"	1.06"	57 PSI	2.76"	6.69"	0.188 lbs
1		1.12"	1038 PSI			0.387 lbs
2		1.19"	1660 PSI			0.608 lbs
0	1"	1.27"	43 PSI	3.35"	7.48"	0.239 lbs
1		1.34"	797 PSI			0.477 lbs
2		1.41"	1275 PSI			0.74 lbs
0	1-1/4"	1.62"	28 PSI	4.13"	10.24"	0.299 lbs
1		1.69"	612 PSI			0.628 lbs
2		1.76"	979 PSI			0.988 lbs
0	1-1/2"	1.95"	21 PSI	5.12"	11.81"	0.501 lbs
1		2.03"	557 PSI			0.901 lbs
2		2.11"	891 PSI			1.333 lbs

Metal CUSTOM MADE FLEX HOSES

Continued

 Braid Layers	 I.D. (inch)	 O.D. (inch)	 Working Pressure (PSI) @ 70°F	 Bend Radius (inch)		 Lbs./FT
				static	dynamic	
0	2"	2.37"	17 PSI	6.3"	12.60"	0.592 lbs
1		2.46"	570 PSI			1.227 lbs
2		2.54"	912 PSI			1.926 lbs
0	2-1/2"	3.23"	14 PSI	8"	20"	1.076 lbs
1		3.31"	398 PSI			1.815 lbs
2		3.41"	637 PSI			2.608 lbs
0	3"	3.78"	9 PSI	9.4"	22"	1.153 lbs
1		3.88"	327 PSI			2.033 lbs
2		4"	523 PSI			3.001 lbs
0	4"	4.84"	7 PSI	11.4"	27"	1.784 lbs
1		4.96"	284 PSI			3.229 lbs
2		5.06"	455 PSI			4.775 lbs
0	5"	5.91"	7 PSI	13.5"	31"	2.564 lbs
1		6.02"	200 PSI			4.221 lbs
2		6.16"	320 PSI			6.06 lbs
0	6"	6.89"	4 PSI	15.7"	36"	3.064 lbs
1		7.01"	200 PSI			5.564 lbs
2		7.13"	320 PSI			8.273 lbs
0	8"	9.06"	4 PSI	20.1"	40.2"	5.25 lbs
1		9.53"	242 PSI			9.048 lbs
2		10"	387 PSI			13.04 lbs
0	10"	11.18"	4 PSI	24.4"	51.2"	6.789 lbs
1		11.81"	230 PSI			13.33 lbs
2		12.44"	368 PSI			20.3 lbs
0	12"	13.23"	4 PSI	28.3"	61"	10.049 lbs
1		13.84"	171 PSI			17.356 lbs
2		14.45"	273 PSI			25.073 lbs