










# MARLIN WATER SUCTION & DISCHARGE

Mandrel built heavy duty suction and discharge hose for handling of water, inert fluid, sewerages and waste water, where optimum flexibility is required.



- ▶ **CORE:** *Black. Synthetic rubber resistant to water.*
- ▶ **REINFORCEMENT:** *Plies of synthetic cords with helix wire.*
- ▶ **COVER:** *Black. Synthetic rubber, wrapped type, abrasion water resistant.*
- ▶ **TEMPERATURE:** *-13°F to +158°F (Continuous)*

Part Number	 I.D. (inch)	 O.D. (inch)	 Working Pressure (PSI)	 Burst Pressure (PSI)	 Standard Length (feet)	 Bend Radius (inch)	 Lbs./Ft.
AH-75-WSD	3/4"	1.14"	150 PSI	435 PSI	200'	4"	0.46 Lbs/Ft
AH-1-WSD	1"	1.38"	150 PSI	435 PSI	200'	6"	0.53 Lbs/Ft
AH-1.25-WSD	1-1/4"	1.65"	150 PSI	435 PSI	200'	8"	0.64 Lbs/Ft
AH-1.50-WSD	1-1/2"	1.89"	150 PSI	435 PSI	200'	10"	0.74 Lbs/Ft
AH-2-WSD	2"	2.44"	150 PSI	435 PSI	200'	12"	1.00 Lbs/Ft
AH-2.50-WSD	2-1/2"	2.95"	150 PSI	435 PSI	200'	16"	1.31 Lbs/Ft
AH-3-WSD	3"	3.46"	150 PSI	435 PSI	200'	20"	1.61 Lbs/Ft
AH-3.50-WSD	3-1/2"	4.02"	150 PSI	435 PSI	200'	24"	1.94 Lbs/Ft
AH-4-WSD	4"	4.57"	150 PSI	435 PSI	200'	28"	2.21 Lbs/Ft
AH-5-WSD	5"	5.55"	150 PSI	435 PSI	200'	39"	3.49 Lbs/Ft
AH-6-WSD	6"	6.73"	150 PSI	435 PSI	100'	47"	4.50 Lbs/Ft
AH-8-WSD	8"	8.78"	150 PSI	435 PSI	100'	63"	7.52 Lbs/Ft
AH-10-WSD	10"	10.93"	150 PSI	435 PSI	40'	79"	12.47 Lbs/Ft
AH-12-WSD	12"	13.14"	150 PSI	435 PSI	40'	108"	18.60 Lbs/Ft