









# ANACONDA

## OS&D Dock Hose

Designed for oil/water suction and delivery service

- ▶ **TUBE:** Oil and fuel resistant conductive nitrile (NBR).
- ▶ **REINFORCEMENT:** Multiple high tensile synthetic tire cords (polyester cords) with steel wire helix.
- ▶ **COVER:** Oil, weather and ozone resistant, cloth impression, black synthetic rubber
- ▶ **TEMPERATURE:** -40°F to +194°F.
- ▶ **SAFETY FACTOR:** 4:1
- ▶ **ENDS:** Carbon Steel 150 lb Fixed x Floating.



Part Number	 I.D. (inch)	 O.D. (inch)	 Working Pressure (PSI)	 Burst Pressure (PSI)	 Minimum Bend Radius (inch)	 Lbs./PC.
PA-4-DOCK-FIX-FLOAT-10FT	4"	4.90"	250 PSI	1000 PSI	20"	90 Lbs/PC
PA-4-DOCK-FIX-FLOAT-20FT	4"	4.90"	250 PSI	1000 PSI	20"	130 Lbs/PC
PA-6-DOCK-FIX-FLOAT-10FT	6"	7.00"	250 PSI	1000 PSI	30"	165 Lbs/PC
PA-6-DOCK-FIX-FLOAT-20FT	6"	7.00"	250 PSI	1000 PSI	30"	245 Lbs/PC
PA-8-DOCK-FIX-FLOAT-10FT	8"	9.30"	250 PSI	1000 PSI	40"	255 Lbs/PC
PA-8-DOCK-FIX-FLOAT-20FT	8"	9.30"	250 PSI	1000 PSI	40"	375 Lbs/PC
PA-10-DOCK-FIX-FLOAT-10FT	10"	11.60"	250 PSI	1000 PSI	50"	365 Lbs/PC
PA-10-DOCK-FIX-FLOAT-20FT	10"	11.60"	250 PSI	1000 PSI	50"	525 Lbs/PC
PA-12-DOCK-FIX-FLOAT-10FT	12"	13.70"	250 PSI	1000 PSI	72"	510 Lbs/PC
PA-12-DOCK-FIX-FLOAT-20FT	12"	13.70"	250 PSI	1000 PSI	72"	725 Lbs/PC
PA-14-DOCK-FIX-FLOAT-10FT	14"	15.82"	250 PSI	1000 PSI	98"	585 Lbs/PC
PA-14-DOCK-FIX-FLOAT-20FT	14"	15.82"	250 PSI	1000 PSI	98"	850 Lbs/PC
PA-16-DOCK-FIX-FLOAT-10FT	16"	18.00"	250 PSI	1000 PSI	112"	770 Lbs/PC
PA-16-DOCK-FIX-FLOAT-20FT	16"	18.00"	250 PSI	1000 PSI	112"	1070 Lbs/PC
PA-18-DOCK-FIX-FLOAT-10FT	18"	20.27"	250 PSI	1000 PSI	126"	860 Lbs/PC
PA-18-DOCK-FIX-FLOAT-20FT	18"	20.27"	250 PSI	1000 PSI	126"	1290 Lbs/PC